

Enclosed 30A Fusible Disconnect (NEMA 1, 12, 3R, 4X) & Enclosed Non - Fusible Disconnects. UL508

ENCLOSED 30A Fusible Disconnect



Part # CC-30A-RG-4X





**NEMA 4X, IP 67
\$146.00 List**

Above part number shown as Red / Yellow Operator. For Black Version Replace "RG" with "SS".
Example: CC-30A-SS-4X (same price)


The Enclosed 30 Amp Fusible Disconnect is safety door interlocked with capability of being " Locked Out " with up to three padlocks.

Fuse type required is "cc" rejection feature
Fuse : Operator is capable of being defeated.
Standard part number is inclusive with 3 poles.
If Auxiliaries are desired see next page for adder. (1N.C / 1N.C) Add suffix - "AX" (+19 list)
Example : CC - 30A - RG - 4X - AX \$ 165 List each.

(Enclosed) "Non" - Fusible Disconnects NEMA 1, 3R,12,4X (3 Pole) 25 Amp - 80 Amps

Image	General Purpose Amps	Horsepower Rating / HP	1 Phase		3 Phase		Handle Color	Part Number	List Each	Dimensions		
			1 Phase	3 Phase	H	W				D		
	25A	Horsepower Rating / HP	1 Phase	3 Phase	Red / Yellow	25A - 3P - RG - 4X	\$87	25Amp				
		110-120V AC	1	2				H	W	D		
		200V AC	2	5				118	96.4	106		
		208V AC	2	5								
		220-240V AC	3	7.5								
		265V AC	3	7.5								
		277V AC	3	7.5								
		380-415V AC	5	10								
440-480V AC	7.5	15										
550-600V AC	5	10										
	40A	Horsepower Rating / HP	1 Phase	3 Phase	Red / Yellow	40A - 3P - RG - 4X	\$140	40Amp				
		110-120V AC	2	3				H	W	D		
		200V AC	3	7.5				190	144	131		
		208V AC	3	7.5								
		220-240V AC	5	10								
		265V AC	5	10								
		277V AC	5	10								
		380-415V AC	7.5	15								
440-480V AC	10	20										
550-600V AC	7.5	15										
	60A	Horsepower Rating / HP	1 Phase	3 Phase	Red / Yellow	60A - 3P - RG - 4X	\$153	60Amp				
		110-120V AC	3	5				H	W	D		
		200V AC	5	10				190	144	131		
		208V AC	5	10								
		220-240V AC	5	10								
		265V AC	5	10								
		277V AC	7.5	10								
		380-415V AC	10	20								
440-480V AC	15	25										
550-600V AC	15	25										
	80A	Horsepower Rating / HP	1 Phase	3 Phase	Red / Yellow	80A - 3P - RG - 4X	\$214	80Amp				
		110-120V AC	3	7.5				H	W	D		
		200V AC	7.5	10				190	144	131		
		208V AC	7.5	15								
		220-240V AC	7.5	15								
		265V AC	10	20								
		277V AC	10	20								
		380-415V AC	15	25								
440-480V AC	20	30										
550-600V AC	25	40										

▲ Contact Factory: For larger sizes. Also available are Stainless steel Enclosed version.



Part # **CC - 30A - ****

**** Description**

- SS Black Operator Kit Included
- RG Red / Yellow Operator Kit Included

Part number includes :
External handle, 11.8" inches shaft, 30 AMP fusible disconnect.

Dimensions:
mm,(inches)

Hinged Cover Disconnects Fuses.

Listed HP Ratings
 File # E245542 (Disconnect HP Ratings)

	22mm Single Hole Mount Design Part # CC - SH - SS Black		4 Screw Mount Design Part # CC - SS Black
	Part # CC - SH - RG Red/Yellow		Part # CC - RG Red/Yellow

Padlockable NEMA 4X, up to 3 padlocks. (Safety Door Interlock)

3 Phase	208v	220/240v	480v	600v	AMPS
HP	7.5	15	20	15	40
1 Phase	120v	220/240v			AMPS
HP	2	5			40

Interrupting capacity 10Ka with back up fuse

- Motor Disconnect:
30A Class CC Rejection feature type fuse
- Manual Motor Starter (Load Break Contacts)
- Nema 4X IP67 ,external handle

Order Quantity CC - 30A - **	List Price	CC- 30A- ** Includes:
1 - 19	\$ 108.00	· Handle
20 - 49	\$ 103.00	· Shaft
50 +	\$ 98.00	· Switch
		· Fuse Block

Non-Fusible 40 Amp Disconnects **40A MINI-** \$63.00**

Part #	Spare Part Description	Spare Part List Price
CC - 30A	Switch + Fuse Block	\$ 73.00
40A - MINI	40 Amp Switch	\$ 38.00
CC - 30A - B	Fuse Block	\$ 35.00
CC - Shaft	Shaft (11.81")	\$ 15.00
CC - SS	Black Handle	\$ 20.00
CC - RG	Red Handle	\$ 20.00
CC - SH - SS	Single Hole (black)	\$ 20.00
CC - SH - RG	Single Hole (Red)	\$ 20.00
AUX - KUIV	NO/NC AUX.	\$19.00

