

HEC





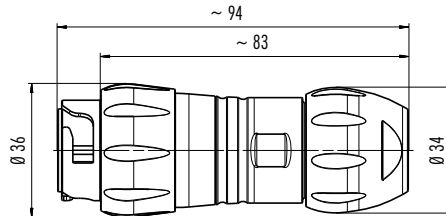
- Bayonet locking system
- 5, 8 and 12 contacts
- Degree of protection IP68/IP69K
- Crimp termination
- Diameter 36 mm
- VDE-, UL-approval
- Designed for harsh environments

Description

Male cable connector



Drawing



In preparation for version with 5 contacts

Contacts

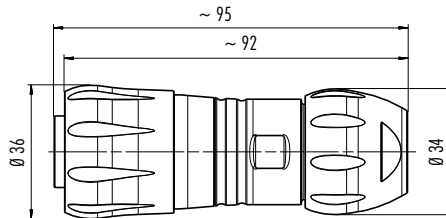
Cable outlet

Ordering-No.

4+PE	7-17 mm	99 6489 000 05	■
4 + 3+PE		99 6501 000 08	
12	7-13 mm	99 6517 000 12	

■ NEW

Female cable connector

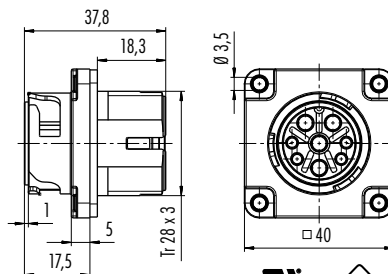


In preparation for version with 5 contacts

4+PE	7-17 mm	99 6490 000 05	■
4 + 3+PE		99 6502 000 08	
12	7-13 mm	99 6518 000 12	

■ NEW

Male panel mount connector

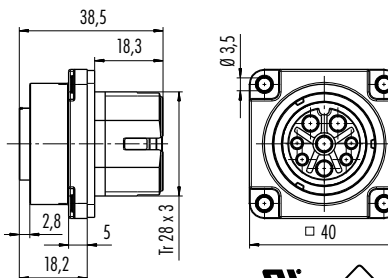


In preparation for version with 5 contacts

4+PE		09 6491 000 05	■
4 + 3+PE	-	09 6503 000 08	
12		09 6519 000 12	

■ NEW

Female panel mount connector



In preparation for version with 5 contacts

4+PE		09 6492 000 05	■
4 + 3+PE	-	09 6504 000 08	
12		09 6520 000 12	

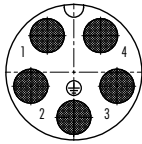
■ NEW

Specifications

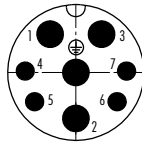
Contacts	5 (4+PE)	8 (4 + 3+PE)	12
Wire gauge	2,5 mm ² -6,0 mm ² (AWG 14-AWG 10)	0,14 mm ² -2,5 mm ² (AWG 26-AWG 14)	MCC/FCC 0,14-0,75 mm ² , MPMC/FPMC 0,14-1,0 mm ² (AWG 26-AWG 18)
Mechanical operation	> 1000 Mating cycles		> 500 Mating cycles
Temperature range	- 40 °C /+ 100 °C		
Rated voltage	600 V	60 V Signal, 400 V Power	250 V
Pollution degree	3		
Rated current (40°C)	32 A	3 A Signal, 25 A Power (20 A UL)	5 A
Contact plating	Ag		Ag/Au Crimp contacts see page 79
Material of housing	PA		

Contact arrangements male insert (mating side)

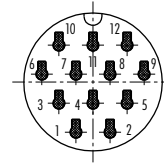
5 contacts



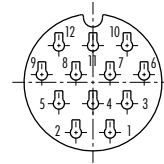
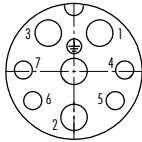
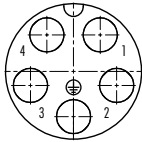
8 contacts



12 contacts

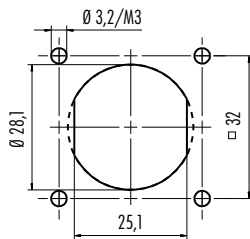


Contact arrangements female insert (mating side)






Panel cut out

Panel mount connectors

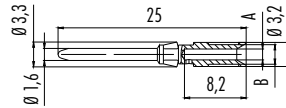


alternative with flattening



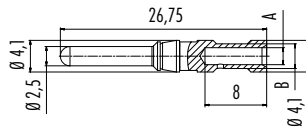
Description

Single contact (Male), Signal, PU 100 pieces
for 4 + 3+PE version



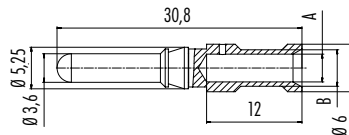
Contact-Ø	A	B	Wire gauge	AWG	Ordering-No.
1,6 mm	0,9	2,6	0,14–0,34 mm ²	26–22	61 0891 139
	1,1	2,6	0,5 mm ²	20	61 0892 139
	1,45	2,6	0,75–1,0 mm ²	18	61 0893 139
	1,8	3,0	1,5 mm ²	16	61 0894 139

Single contact (Male), Power, PU 100 pieces
for 4 + 3+PE version



2,5 mm	1,8	3,0	1,5 mm ²	16	61 0903 139
	2,2	3,2	2,5 mm ²	14	61 0902 139

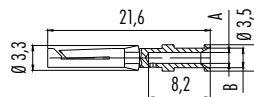
Male contact, PU 100 pieces



3,6 mm	2,2	3,3	2,5 mm ²	14	61 1312 139
	2,8	3,9	4 mm ²	12	61 1310 139
	3,5	4,6	6 mm ²	10	61 1285 139

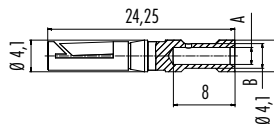
NEW

Single contact (Female), Signal, PU 100 pieces
for 4 + 3+PE version



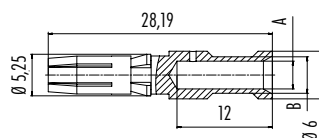
1,6 mm	0,9	2,6	0,14–0,34 mm ²	26–22	61 0896 139
	1,1	2,6	0,5 mm ²	20	61 0897 139
	1,45	2,6	0,75–1,0 mm ²	18	61 0898 139
	1,8	3,0	1,5 mm ²	16	61 0899 139

Single contact (Female), Power, PU 100 pieces
for 4 + 3+PE version



2,5 mm	1,8	3,0	1,5 mm ²	16	61 0901 139
	2,2	3,2	2,5 mm ²	14	61 0900 139

Female contact, PU 100 pieces



3,6 mm	2,2	3,3	2,5 mm ²	14	61 1313 139
	2,8	3,9	4 mm ²	12	61 1311 139
	3,5	4,6	6 mm ²	10	61 1286 139

NEW

Single contact (Male), PU 50 pieces for 12 contacts version

Single contact (Female), PU 50 pieces for 12 contacts version



Strip contact (Male)
for 12 contacts version



Contact-Ø	Insulating-Ø	Wire gauge	PU	Pieces	Silver	Gold
1,5 mm	1,0–2,0 mm	0,14–0,25 mm ²	Single	50	61 0799 085 00	61 0799 098 00
			Strip	200	65 0799 085 01	65 0799 098 01
			Strip	2.000	65 0799 085 02	65 0799 098 02
			Strip	4.000	65 0799 085 04	65 0799 098 04
			Strip	10.000	65 0799 085 10	65 0799 098 10
			Strip	10.000	65 0799 085 10	65 0799 098 10
	1,6–2,1 mm	0,35–0,5 mm ²	Single	50	61 0795 085 00	61 0795 098 00
			Strip	200	65 0795 085 01	65 0795 098 01
			Strip	2.000	65 0795 085 02	65 0795 098 02
			Strip	4.000	65 0795 085 04	65 0795 098 04
			Strip	10.000	65 0795 085 10	65 0795 098 10
			Strip	10.000	65 0795 085 10	65 0795 098 10

Strip contact (Female)
for 12 contacts version



1,5 mm	1,0–2,0 mm	0,14–0,25 mm ²	Single	50	61 0800 085 00	61 0800 098 00
			Strip	200	65 0800 085 01	65 0800 098 01
			Strip	2.000	65 0800 085 02	65 0800 098 02
			Strip	4.000	65 0800 085 04	65 0800 098 04
			Strip	10.000	65 0800 085 10	65 0800 098 10
			Strip	10.000	65 0800 085 10	65 0800 098 10
	1,6–2,1 mm	0,35–0,5 mm ²	Single	50	61 0797 085 00	61 0797 098 00
			Strip	200	65 0797 085 01	65 0797 098 01
			Strip	2.000	65 0797 085 02	65 0797 098 02
			Strip	4.000	65 0797 085 04	65 0797 098 04
			Strip	10.000	65 0797 085 10	65 0797 098 10
			Strip	10.000	65 0797 085 10	65 0797 098 10

Cable

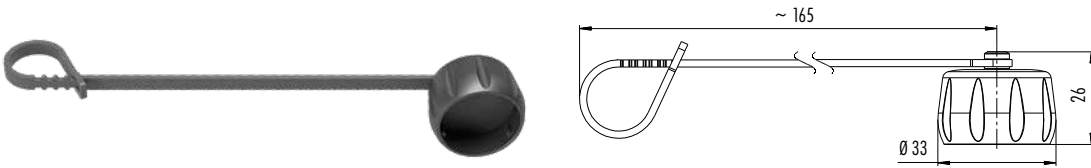
Wire gauge	Cable length	Ordering-No.
4 x 1,0 mm ² , 4 x 2,5 mm ²	100 m	08 3186 000 000



Description	Drawing	Ordering-No.
-------------	---------	--------------


Protection cap for male cable connectors, IP67

08 3107 000 000



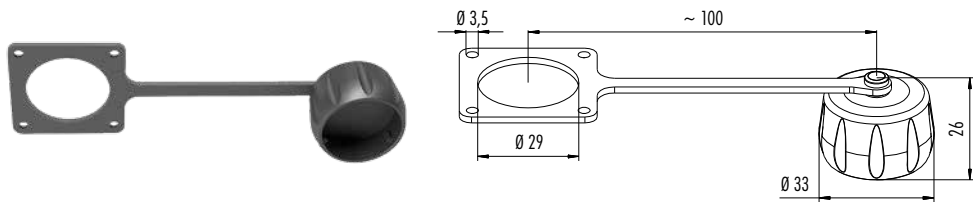
Protection cap for female cable connectors, IP67

08 3108 000 000



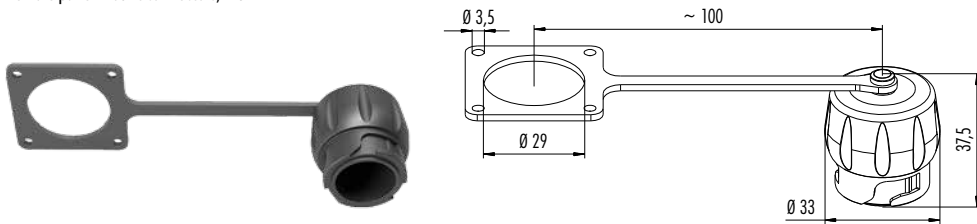
Protection cap for male panel mount connectors, IP67

08 3109 000 000



Protection cap for female panel mount connectors, IP67

08 3110 000 000



Crimping tool for turned crimp contacts

Crimping tool for stamped single contacts

Crimping tool for strip contacts

66 0003 001 turned contacts (8 contacts)
 66 0001 014 100 stamped contacts (12 contacts)
 67 0001 014 100 strip contacts (12 contacts)
 66 0005 000 turned contacts (5 contacts) ■



■ NEW

Extraction tool for turned crimp contacts

Extraction tool for stamped single contacts

66 0004 001 signal contact (8 contacts)
 66 0011 001 power contact (8 contacts)
 07 0090 000 stamped contacts (12 contacts)
 66 0012 001 turned contacts (5 contacts) ■



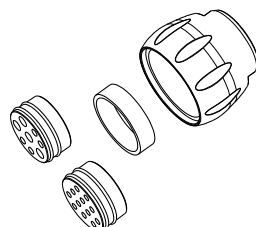
■ NEW

Sealing kit, IP67

Contacts **Ordering-No.**

4 + 3+PE 08 3111 000 000

12 08 3232 000 000



Seal for single wires
 Thrust ring
 Pressing screw



**Franz Binder GmbH & Co.
Elektrische Bauelemente KG**

Rötelstraße 27
74172 Neckarsulm
Germany

Tel. +49 7132 325-0
Fax +49 7132 325-190

vk@binder-connector.de
www.binder-connector.de