

Thermoplastic Couplers

THERMOPLASTIC




Series 21 KB
F-108



Series 48 KB
F-114

ISO-B INTERCHANGE ISO 7241-1-B (PLASTIC)



Series 71 KB
F-119



Series 72 KB
F-120



Series 73 KB
F-121



Series 74 KB
F-122



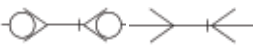
Series 75 KB
F-123



Series 76 KB
F-124

MATERIALS

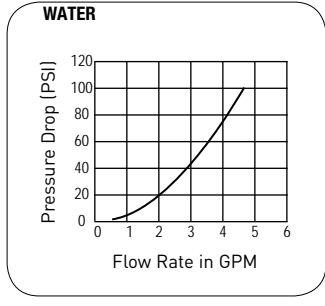
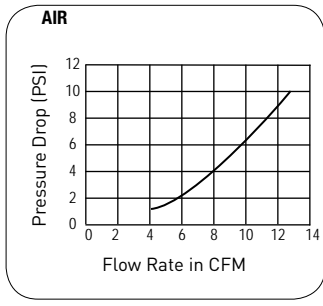
POM	Black Thermoplastic
PVDF	Polyvinyl fluoride
Chem+	PVDF/PEEK springs



THERMOPLASTIC COUPLER - AUTOMATIC

SERIES 21 KB POM, PVDF and RectuKey - 1/4" Body - Automatic Single Shut-Off - NOMINAL PLUG BORE .20"

A new type of locking system made of plastic with a non-slip sleeve considerably expands the application possibilities of the Series 21 coupler.



Working Temperature depending on medium

- 4°F up to +176°F (POM)
- 4°F up to +250°F (PVDF)

At a temperature below -4°F and above +300°F special seals are available.

Working Pressure

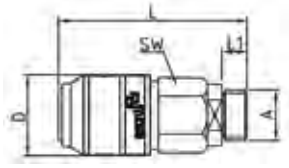
POM
150 psi, maximum static working pressure with 4:1 design factor. (70°F)

PVDF
120 psi, maximum static working pressure with 4:1 design factor. (70°F)

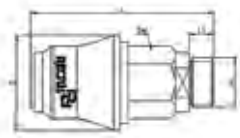
Note

BSP male & female threads are available upon request.

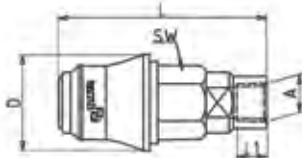
MATERIAL		
COUPLER	STANDARD	PVDF
Valve Body	POM, Black	PVDF, White
Sleeve	POM, Black	PVDF, White
Valve	POM, Black	PVDF, White
Spring	AISI 301	AISI 316 Ti
Locking System	POM, Black	PVDF, White
Seals	NBR	FKM
Back Body	POM, Black	PVDF, White
PLUG		
Plug Profile	POM, Black	PVDF, White
Valve	POM, Black	PVDF, White
Spring	AISI 301	AISI 316 Ti
Adapter	POM, Black	PVDF, White
Seal	AISI 316 Ti	AISI 316 Ti



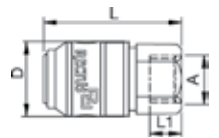
Male Thread Coupler Straight Sleeve



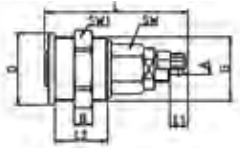
Male Thread Coupler Ergonomical Sleeve



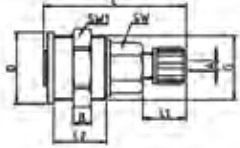
Female Thread Coupler Ergonomical Sleeve



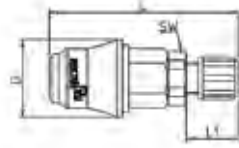
Female Thread Coupler Straight Sleeve



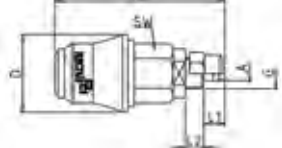
Panel Mount Plastic Hose Connection for Front Panel Installation



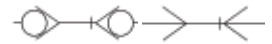
for PVDF & PE Hoses for Front Panel Installation



for PVDF & PE Hoses Ergonomical Sleeve

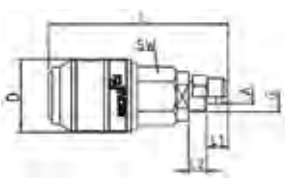


Plastic Hose Connection Ergonomical Sleeve

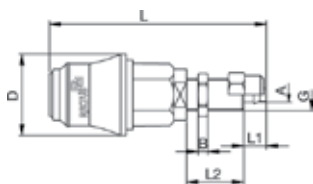


Series 21 KB POM (BLACK) & PVDF (NATURAL) Couplers STANDARD

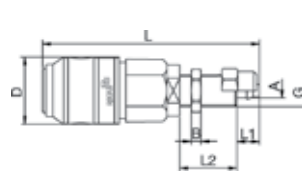
Coupler Type	Connection (A)	Hex (SW)	Length (L)	Depth (D)	L1	L2	Hex1 (SW1)	B	G	Standard POM P/N	Standard PVDF P/N
Male Thread Ergonomical Sleeve	1/8" NPT	.66	2.04	1.00	.35					21KB AN10 DPX	21KB AN10 FVX
	1/4" NPT	.66	2.16	1.00	.47					21KB AN13 DPX	21KB AN13 FVX
Male Thread Straight Sleeve	1/8" NPT	.66	2.04	.82	.27					21KB AN10 DPXG	21KB AN10 FVXG
	1/4" NPT	.66	2.16	1.00	.47					21KB AN13 DPXG	21KB AN13 FVXG
Female Thread Ergonomical Sleeve	1/8" NPT	.66	2.69	1.00	.31					21KB IT10 DPX	21KB IT10 FVX
	1/4" NPT	.66	2.89	1.00	.47					21KB IT13 DPX	21KB IT13 FVX
Female Thread Straight Sleeve	1/8" NPT	.66	2.69	.82	.31					21KB IT10 DPXG	21KB IT10 FVXG
	1/4" NPT	.66	2.89	.82	.47					21KB IT13 DPXG	21KB IT13 FVXG
Panel Mount Plastic Hose Connection for Front Panel Installation	5/32" x 1/4"	.66	2.20	1.10	.27	.80	1.06	.27	M 25x1	21KB KE46 DPX	21KB KE46 FVX
	1/4" x 5/16"	.66	2.20	1.10	.27	.80	1.06	.27	M 25x1	21KB KE08 DPX	21KB KE08 FVX
For PVDF and PE Hoses for Front Panel Installation	5/32" x 1/4"	.66	2.44	1.10	.66	.80	1.06	.27	M 25x1	-	21KB PR46 FVX
	1/4" x 5/16"	.66	2.59	1.10	.27	.80	1.06	.27	M 25x1	-	21KB PR08 FVX
For PVDF and PE Hoses Ergonomical Sleeve	5/32" x 1/4"	.66	2.44	1.00	.66				M 10x1	-	21KB KP46 FVX
	1/4" x 5/16"	.66	2.59	1.00	.66				M 12x1	-	21KB KP08 FVX
Plastic Hose Connection Ergonomical Sleeve	5/32" x 1/4"	.66	2.20	1.00	.23	.27			M 10x1	21KB KO46 DPX	21KB KO46 FVX
	1/4" x 5/16"	.66	2.20	1.00	.23	.27			M 12x1	21KB KO08 DPX	21KB KO08 FVX
Plastic Hose Connection Straight Sleeve	5/32" x 1/4"	.66	2.20	.82	.23	.27			M 10x1	21KB KO46 DPXG	21KB KO46 FVXG
	1/4" x 5/16"	.66	2.20	.82	.23	.27			M 12x1	21KB KO08 DPXG	21KB KO08 FVXG
Panel Mount Plastic Hose Connection Ergonomical Sleeve	5/32" x 1/4"	.66	2.67	1.10	.27	.70	.55	.15	M 10x1	21KB KS46 DPX	21KB KS46 FVX
	1/4" x 5/16"	.66	2.67	1.10	.27	.70	.66	.15	M 12x1	21KB KS08 DPX	21KB KS08 FVX
Panel Mount Plastic Hose Connection Straight Sleeve	5/32" x 1/4"	.66	2.67	.82	.27	.70	.55	.15	M 10x1	21KB KS46 DPXG	21KB KS46 FVXG
	1/4" x 5/16"	.66	2.67	.82	.27	.70	.66	.15	M 12x1	21KB KS08 DPXG	21KB KS08 FVXG
Panel Mount Hose Barb for Front Panel Installation	5/32"	.66	2.36	1.10	.66	.80	1.06	.27	M 25x1	21KB TE04 DPX	21KB TE04 FVX
	1/4"	.66	2.36	1.10	.66	.80	1.06	.27	M 25x1	21KB TE06 DPX	21KB TE06 FVX
Hose Barb Ergonomical Sleeve	5/32"	.66	2.36	1.00	.66					21KB TF04 DPX	21KB TF04 FVX
	1/4"	.66	2.36	1.00	.66					21KB TF06 DPX	21KB TF06 FVX
Hose Barb Straight Sleeve	5/32"	.66	2.36	.82	.66					21KB TF04 DPXG	21KB TF04 FVXG
	1/4"	.66	2.36	.82	.66					21KB TF06 DPXG	21KB TF06 FVXG
Panel Mount Hose Barb Ergonomical Sleeve	5/32"	.66	2.91	1.00	.66	.55	.55	.15	M 10x1	21KB TS04 DPX	21KB TS04 FVX
	1/4"	.66	2.91	1.00	.66	.55	.55	.15	M 10x1	21KB TS06 DPX	21KB TS06 FVX
Panel Mount Hose Barb Straight Sleeve	5/32"	.66	2.91	.82	.66	.55	.55	.15	M 10x1	21KB TS04 DPXG	21KB TS04 FVXG
	1/4"	.66	2.91	.82	.66	.55	.55	.15	M 12x1	21KB TS06 DPXG	21KB TS06 FVXG



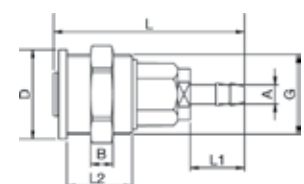
Plastic Hose Connection Straight Sleeve



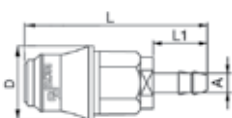
Panel Mount, Plastic Hose Conn. Ergonomical Sleeve



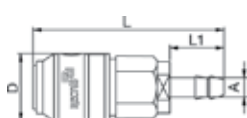
Panel Mount, Plastic Hose Conn. Straight Sleeve



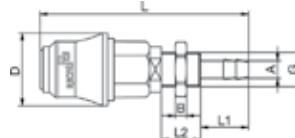
Panel Mount, Hose Barb for Front Panel Installation



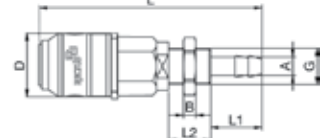
Hose Barb Ergonomical Sleeve



Hose Barb Straight Sleeve



Panel Mount, Hose Barb Ergonomical Sleeve



Panel Mount, Hose Barb Straight Sleeve



THERMOPLASTIC COUPLER - AUTOMATIC

Series 21 KB POM Couplers (COLOR CODED)

POM COLOR

Coupler Type	Connection (A)	Hex (SW)	Length (L)	Depth (D)	L1	L2	Hex1 (SW1)	B	G	Blue P/N	Green P/N	Red P/N	Yellow P/N
Male Thread Straight Sleeve	1/8" NPT	.66	2.04	.82	.27					21KB AN10 DPXB	21KB AN10 DPXGG	21KB AN10 DPXR	21KB AN10 DPXY
	1/4" NPT	.66	2.16	1.00	.47					21KB AN13 DPXB	21KB AN13 DPXGG	21KB AN13 DPXR	21KB AN13 DPXY
Female Thread Straight Sleeve	1/8" NPT	.66	2.69	.82	.31					21KB IT10 DPXB	21KB IT10 DPXGG	21KB IT10 DPXR	21KB IT10 DPXY
	1/4" NPT	.66	2.89	.82	.47					21KB IT13 DPXB	21KB IT13 DPXGG	21KB IT13 DPXR	21KB IT13 DPXY
Plastic Hose Connection Straight Sleeve	5/32" x 1/4"	.66	2.20	.82	.23	.27			M 10x1	21KB K046 DPXB	21KB K046 DPXGG	21KB K046 DPXR	21KB K046 DPXY
	1/4" x 5/16"	.66	2.20	.82	.23	.27			M 12x1	21KB K008 DPXB	21KB K008 DPXGG	21KB K008 DPXR	21KB K008 DPXY
Panel Mount Plastic Hose Conn. Straight Sleeve	5/32" x 1/4"	.66	2.67	.82	.27	.70	.55	.15	M 10x1	21KB KS46 DPXB	21KB KS46 DPXGG	21KB KS46 DPXR	21KB KS46 DPXY
	1/4" x 5/16"	.66	2.67	.82	.27	.70	.66	.15	M 12x1	21KB KS08 DPXB	21KB KS08 DPXGG	21KB KS08 DPXR	21KB KS08 DPXY
Hose Barb Straight Sleeve	5/32"	.66	2.36	.82	.66					21KB TF04 DPXB	21KB TF04 DPXGG	21KB TF04 DPXR	21KB TF04 DPXY
	1/4"	.66	2.36	.82	.66					21KB TF06 DPXB	21KB TF06 DPXGG	21KB TF06 DPXR	21KB TF06 DPXY
Panel Mount Hose Barb Straight Sleeve	5/32"	.66	2.91	.82	.66	.55	.55	.15	M 10x1	21KB TS04 DPXB	21KB TS04 DPXGG	21KB TS04 DPXR	21KB TS04 DPXY
	1/4"	.66	2.91	.82	.66	.55	.66	.15	M 12x1	21KB TS06 DPXB	21KB TS06 DPXGG	21KB TS06 DPXR	21KB TS06 DPXY

Series 21 KB PVDF Couplers (COLOR CODED)

PVDF COLOR

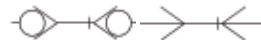
Coupler Type	Connection (A)	Hex (SW)	Length (L)	Depth (D)	L1	L2	Hex1 (SW1)	B	G	Blue P/N	Green P/N	Red P/N	Yellow P/N
Male Thread Straight Sleeve	1/8" NPT	.66	2.04	.82	.27					21KB AN10 FVXB	21KB AN10 FVXGG	21KB AN10 FVXR	21KB AN10 FVXY
	1/4" NPT	.66	2.16	1.00	.47					21KB AN13 FVXB	21KB AN13 FVXGG	21KB AN13 FVXR	21KB AN13 FVXY
Female Thread Straight Sleeve	1/8" NPT	.66	2.69	.82	.31					21KB IT10 FVXB	21KB IT10 FVXGG	21KB IT10 FVXR	21KB IT10 FVXY
	1/4" NPT	.66	2.89	.82	.47					21KB IT13 FVXB	21KB IT13 FVXGG	21KB IT13 FVXR	21KB IT13 FVXY
Plastic Hose Connection Straight Sleeve	5/32" x 1/4"	.66	2.20	.82	.23	.27			M 10x1	21KB K046 FVXB	21KB K046 FVXGG	21KB K046 FVXR	21KB K046 FVXY
	1/4" x 5/16"	.66	2.20	.82	.23	.27			M 12x1	21KB K008 FVXB	21KB K008 FVXGG	21KB K008 FVXR	21KB K008 FVXY
Panel Mount Plastic Hose Conn. Straight Sleeve	5/32" x 1/4"	.66	2.67	.82	.27	.70	.55	.15	M 10x1	21KB KS46 FVXB	21KB KS46 FVXGG	21KB KS46 FVXR	21KB KS46 FVXY
	1/4" x 5/16"	.66	2.67	.82	.27	.70	.66	.15	M 12x1	21KB KS08 FVXB	21KB KS08 FVXGG	21KB KS08 FVXR	21KB KS08 FVXY
Hose Barb Straight Sleeve	5/32"	.66	2.36	.82	.66					21KB TF04 FVXB	21KB TF04 FVXGG	21KB TF04 FVXR	21KB TF04 FVXY
	1/4"	.66	2.36	.82	.66					21KB TF06 FVXB	21KB TF06 FVXGG	21KB TF06 FVXR	21KB TF06 FVXY
Panel Mount Hose Barb Straight Sleeve	5/32"	.66	2.91	.82	.66	.55	.55	.15	M 10x1	21KB TS04 FVXB	21KB TS04 FVXGG	21KB TS04 FVXR	21KB TS04 FVXY
	1/4"	.66	2.91	.82	.66	.55	.66	.15	M 12x1	21KB TS06 FVXB	21KB TS06 FVXGG	21KB TS06 FVXR	21KB TS06 FVXY

VALVED

Series 21 SB POM (BLACK) & PVDF (NATURAL) Valved Plugs

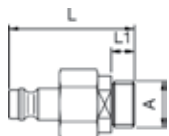
STANDARD

Plug Type	Connection (A)	Hex (SW)	Length (L)	(D)	L1	L2	Hex1 (SW1)	B	G	Standard POM P/N	Standard PVDF P/N
Male Thread	1/8" NPT	.66	1.49		.35					21SB AN10 DPX	21SB AN10 FVX
	1/4" NPT	.66	1.61		.47					21SB AN13 DPX	21SB AN13 FVX
Female Thread	1/8" NPT	.66	1.61		.31					21SB IT10 DPX	21SB IT10 FVX
	1/4" NPT	.66	1.81		.47					21SB IT13 DPX	21SB IT13 FVX
Plastic Hose Connection	5/32" x 1/4"	.66	1.65		.27	.23				21SB K046 DPX	21SB K046 FVX
	1/4" x 5/16"	.66	1.65		.27	.23				21SB K008 DPX	21SB K008 FVX
Panel Mount Plastic Hose Connection	5/32" x 1/4"	.66	2.12		.27	.70	.55	.15	M 10x1	21SB TF06 DPX	21SB KS46 FVX
	1/4" x 5/16"	.66	2.12		.27	.70	.66	.15	M 12x1	21SB TF13 DPX	21SB KS08 FVX
Panel Mount for PVDF & PE Hose Connection	5/32" x 1/4"	.66	1.89		1.10					21SB KP46 DPX	21SB KP46 FVX
	1/4" x 5/16"	.66	2.04		1.10					21SB KP08 DPX	21SB KP08 FVX
Hose Barb	5/32"	.66	1.81		.66					21SB TF04 DPX	21SB TF04 FVX
	1/4"	.66	1.81		.66					21SB TF06 DPX	21SB TF06 FVX
Panel Mount Hose Barb	5/32"	.66	2.36		.27	.55	.55	.15	M 10x1	21SB TS04 DPX	21SB TS04 FVX
	1/4"	.66	2.36		.27	.55	.66	.15	M 12x1	21SB TS06 DPX	21SB TS06 FVX

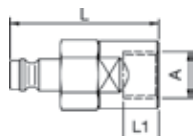


Series 21 SB POM Valved Plugs (COLOR CODED) POM COLOR

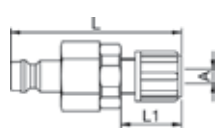
Plug Type	Connection (A)	Hex (SW)	Length (L)	(D)	L1	L2	Hex1 (SW1)	B	G	Blue P/N	Green P/N	Red P/N	Yellow P/N
Male Thread	1/8" NPT	.66	1.49		.35					21SB AN10 DPXB	21SB AN10 DPXG	21SB AN10 DPXR	21SB AN10 DPXY
	1/4" NPT	.66	1.61		.47					21SB AN13 DPXB	21SB AN13 DPXG	21SB AN13 DPXR	21SB AN13 DPXY
Female Thread	1/8" NPT	.66	1.61		.31					21SB IT10 DPXB	21SB IT10 DPXG	21SB IT10 DPXR	21SB IT10 DPXY
	1/4" NPT	.66	1.81		.47					21SB IT13 DPXB	21SB IT13 DPXG	21SB IT13 DPXR	21SB IT13 DPXY
Plastic Hose Connection	5/32" x 1/4"	.66	1.65		.27	.23				21SB K046 DPXB	21SB K046 DPXG	21SB K046 DPXR	21SB K046 DPXY
	1/4" x 5/16"	.66	1.65		.27	.23				21SB K008 DPXB	21SB K008 DPXG	21SB K008 DPXR	21SB K008 DPXY
Panel Mount Plastic Hose Connection	5/32" x 1/4"	.66	2.12		.27	.70	.55	.15	M 10x1	21SB KS46 DPXB	21SB KS46 DPXG	21SB KS46 DPXR	21SB KS46 DPXY
	1/4" x 5/16"	.66	2.12		.27	.70	.66	.15	M 12x1	21SB KS08 DPXB	21SB KS08 DPXG	21SB KS08 DPXR	21SB KS08 DPXY
Panel Mnt. for PVDF& PE Hose Connection	5/32" x 1/4"	.66	1.89		1.10					21SB KP46 DPXB	21SB KP46 DPXG	21SB KP46 DPXR	21SB KP46 DPXY
	1/4" x 5/16"	.66	2.04		1.10					21SB KP08 DPXB	21SB KP08 DPXG	21SB KP08 DPXR	21SB KP08 DPXY
Hose Barb	5/32"	.66	1.81		.66					21SB TF04 DPXB	21SB TF04 DPXG	21SB TF04 DPXR	21SB TF04 DPXY
	1/4"	.66	1.81		.66					21SB TF06 DPXB	21SB TF06 DPXG	21SB TF06 DPXR	21SB TF06 DPXY
Panel Mount Hose Barb	5/32"	.66	2.36		.27	.55	.55	.15	M 10x1	21SB TS04 DPXB	21SB TS04 DPXG	21SB TS04 DPXR	21SB TS04 DPXY
	1/4"	.66	2.36		.27	.55	.66	.15	M 12x1	21SB TS06 DPXB	21SB TS06 DPXG	21SB TS06 DPXR	21SB TS06 DPXY



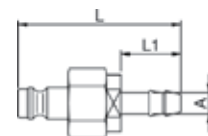
Male Thread Plug



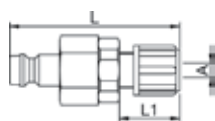
Female Thread Plug



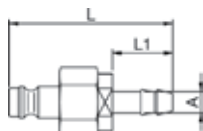
Plastic Hose Connection Plug



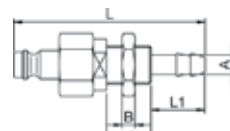
Panel Mount Plastic Hose Connection Plug



Panel Mount for PVDF and PE Hoses Plug



Hose Barb Plug



Panel Mount, Hose Barb Plug

Series 21 SB PVDF Valved Plugs (COLOR CODED) PVDF COLOR

Plug Type	Connection (A)	Hex (SW)	Length (L)	(D)	L1	L2	Hex1 (SW1)	B	G	Blue P/N	Green P/N	Red P/N	Yellow P/N
Male Thread	1/8" NPT	.66	1.49		.35					21SB AN10 FVXB	21SB AN10 FVXG	21SB AN10 FVXR	21SB AN10 FVXY
	1/4" NPT	.66	1.61		.47					21SB AN13 FVXB	21SB AN13 FVXG	21SB AN13 FVXR	21SB AN13 FVXY
Female Thread	1/8" NPT	.66	1.61		.31					21SB IT10 FVXB	21SB IT10 FVXG	21SB IT10 FVXR	21SB IT10 FVXY
	1/4" NPT	.66	1.81		.47					21SB IT13 FVXB	21SB IT13 FVXG	21SB IT13 FVXR	21SB IT13 FVXY
Plastic Hose Connection	5/32" x 1/4"	.66	1.65		.27	.23				21SB K046 FVXB	21SB K046 FVXG	21SB K046 FVXR	21SB K046 FVXY
	1/4" x 5/16"	.66	1.65		.27	.23				21SB K008 FVXB	21SB K008 FVXG	21SB K008 FVXR	21SB K008 FVXY
Panel Mount Plastic Hose Connection	5/32" x 1/4"	.66	2.12		.27	.70	.55	.15	M 10x1	21SB KS46 FVXB	21SB KS46 FVXG	21SB KS46 FVXR	21SB KS46 FVXY
	1/4" x 5/16"	.66	2.12		.27	.70	.66	.15	M 12x1	21SB KS08 FVXB	21SB KS08 FVXG	21SB KS08 FVXR	21SB KS08 FVXY
Panel Mnt. for PVDF& PE Hose Connection	5/32" x 1/4"	.66	1.89		1.10					21SB KP46 FVXB	21SB KP46 FVXG	21SB KP46 FVXR	21SB KP46 FVXY
	1/4" x 5/16"	.66	2.04		1.10					21SB KP08 FVXB	21SB KP08 FVXG	21SB KP08 FVXR	21SB KP08 FVXY
Hose Barb	5/32"	.66	1.81		.66					21SB TF04 FVXB	21SB TF04 FVXG	21SB TF04 FVXR	21SB TF04 FVXY
	1/4"	.66	1.81		.66					21SB TF06 FVXB	21SB TF06 FVXG	21SB TF06 FVXR	21SB TF06 FVXY
Panel Mount Hose Barb	5/32"	.66	2.36		.27	.55	.55	.15	M 10x1	21SB TS04 FVXB	21SB TS04 FVXG	21SB TS04 FVXR	21SB TS04 FVXY
	1/4"	.66	2.36		.27	.55	.66	.15	M 12x1	21SB TS06 FVXB	21SB TS06 FVXG	21SB TS06 FVXR	21SB TS06 FVXY



NON-VALVED

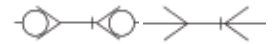
Series 21 SF POM (BLACK) and PVDF & CHEM+ (NATURAL) Non-Valved Plugs **STANDARD**

Coupler Type	Connection (A)	Hex (SW)	Length (L)	Depth (D)	L1	L2	Hex1 (SW1)	B	G	Standard POM P/N	Standard PVDF P/N	Standard CHEM+ P/N
Male Thread	1/8" NPT	.55	1.06		.35					21SF AN10 DXX	21SF AN10 FVX	21SF AN10 FXX
	1/4" NPT	.66	1.24		.47					21SF AN13 DXX	21SF AN13 FVX	21SF AN13 FXX
Female Thread	1/8" NPT	.55	1.02		.31					21SF IT10 DXX	21SF IT10 FVX	21SF IT10 FXX
	1/4" NPT	.66	.98		.35					21SF IT13 DXX	21SF IT13 FVX	21SF IT13 FXX
Plastic Hose Connection	5/32" x 1/4"	.55	1.26		.27	.23			M 10x1	21SF K046 DXX	21SF K046 FVX	21SF K046 FXX
	1/4" x 5/16"	.55	1.26		.27	.23			M 12x1	21SF K008 DXX	21SF K008 FVX	21SF K008 FXX
Panel Mount Plastic Hose Connection	5/32" x 1/4"	.55	1.73		.27	.70	.55	.15	M 10x1	21SF KS46 DXX	21SF KS46 FVX	21SF KS46 FXX
	1/4" x 5/16"	.55	1.73		.27	.70	.66	.15	M 12x1	21SF KS08 DXX	21SF KS08 FVX	21SF KS08 FXX
Panel Mount for PVDF & PE Hoses	5/32" x 1/4"	.66	1.89		1.10					-	21SF KP46 FVX	21SF KP46 FXX
	1/4" x 5/16"	.66	2.04		1.10					-	21SF KP08 FVX	21SF KP08 FXX
Hose Barb	5/32"		1.26		.66					21SF TF04 DXX	21SF TF04 FVX	21SF TF04 FXX
	1/4"		1.26		.66					21SF TF06 DXX	21SF TF06 FVX	21SF TF06 FXX
Panel Mount Hose Barb	5/32"	.55	1.96		.66	.55	.55	.15	M 10x1	21SF TS04 DXX	21SF TS04 FVX	21SF TS04 FXX
	1/4"	.55	1.96		.66	.55	.66	.15	M 12x1	21SF TS06 DXX	21SF TS06 FVX	21SF TS06 FXX

Series 21 SF POM Non-Valved Plugs (COLOR CODED) **POM COLOR**

Plug Type	Connection (A)	Hex (SW)	Length (L)	(D)	L1	L2	Hex1 (SW1)	B	G	Blue P/N	Green P/N	Red P/N	Yellow P/N
Male Thread	1/8" NPT	.55	1.06		.35					21SF AN10 DPXB	21SF AN10 DPXG	21SF AN10 DPXR	21SF AN10 DPXY
	1/4" NPT	.66	1.24		.47					21SF AN13 DPXB	21SF AN13 DPXG	21SF AN13 DPXR	21SF AN13 DPXY
Female Thread	1/8" NPT	.55	1.02		.31					21SF IT10 DPXB	21SF IT10 DPXG	21SF IT10 DPXR	21SF IT10 DPXY
	1/4" NPT	.66	.98		.35					21SF IT13 DPXB	21SF IT13 DPXG	21SF IT13 DPXR	21SF IT13 DPXY
Plastic Hose Connection	5/32" x 1/4"	.55	1.26		.27	.23			M 10x1	21SF K046 DPXB	21SF K046 DPXG	21SF K046 DPXR	21SF K046 DPXY
	1/4" x 5/16"	.55	1.26		.27	.23			M 12x1	21SF K008 DPXB	21SF K008 DPXG	21SF K008 DPXR	21SF K008 DPXY
Panel Mnt. Plastic Hose Connection	5/32" x 1/4"	.55	1.73		.27	.70	.55	.15	M 10x1	21SF KS46 DPXB	21SF KS46 DPXG	21SF KS46 DPXR	21SF KS46 DPXY
	1/4" x 5/16"	.55	1.73		.27	.70	.66	.15	M 12x1	21SF KS08 DPXB	21SF KS08 DPXG	21SF KS08 DPXR	21SF KS08 DPXY
Hose Barb	5/32"		1.26		.66					21SF TF04 DPXB	21SF TF04 DPXG	21SF TF04 DPXR	21SF TF04 DPXY
	1/4"		1.26		.66					21SF TF06 DPXB	21SF TF06 DPXG	21SF TF06 DPXR	21SF TF06 DPXY
Panel Mount Hose Barb	5/32"	.55	1.96		.66	.55	.55	.15	M 10x1	21SF TS04 DPXB	21SF TS04 DPXG	21SF TS04 DPXR	21SF TS04 DPXY
	1/4"	.55	1.96		.66	.55	.66	.15	M 12x1	21SF TS06 DPXB	21SF TS06 DPXG	21SF TS06 DPXR	21SF TS06 DPXY

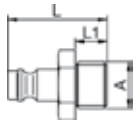
DRAWINGS ARE ON NEXT PAGE



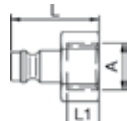
Series 21 SF PVDF Non-Valved Plugs (COLOR CODED)

PVDF COLOR

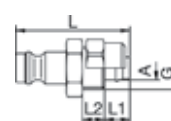
Plug Type	Connection (A)	Hex (SW)	Length (L)	(D)	L1	L2	Hex1 (SW1)	B	G	Blue P/N	Green P/N	Red P/N	Yellow P/N
Male Thread	1/8" NPT	.55	1.06		.35					21SF AN10 FVXB	21SF AN10 FVXG	21SF AN10 FVXR	21SF AN10 FVXY
	1/4" NPT	.66	1.24		.47					21SF AN13 FVXB	21SF AN13 FVXG	21SF AN13 FVXR	21SF AN13 FVXY
Female Thread	1/8" NPT	.55	1.02		.31					21SF IT10 FVXB	21SF IT10 FVXG	21SF IT10 FVXR	21SF IT10 FVXY
	1/4" NPT	.66	.98		.35					21SF IT13 FVXB	21SF IT13 FVXG	21SF IT13 FVXR	21SF IT13 FVXY
Plastic Hose Connection	5/32" x 1/4"	.55	1.26		.27	.23			M 10x1	21SF K046 FVXB	21SF K046 FVXG	21SF K046 FVXR	21SF K046 FVXY
	1/4" x 5/16"	.55	1.26		.27	.23			M 12x1	21SF K008 FVXB	21SF K008 FVXG	21SF K008 FVXR	21SF K008 FVXY
Panel Mnt. Plastic Hose Connection	5/32" x 1/4"	.55	1.73		.27	.70	.55	.15	M 10x1	21SF KS46 FVXB	21SF KS46 FVXG	21SF KS46 FVXR	21SF KS46 FVXY
	1/4" x 5/16"	.55	1.73		.27	.70	.66	.15	M 12x1	21SF KS08 FVXB	21SF KS08 FVXG	21SF KS08 FVXR	21SF KS08 FVXY
Panel Mount for PVDF & PE Hoses	5/32" x 1/4"									21SF KP46 FVXB	21SF KP46 FVXG	21SF KP46 FVXR	21SF KP46 FVXY
	1/4" x 5/16"	.66	2.04		1.10					21SF KP08 FVXB	21SF KP08 FVXG	21SF KP08 FVXR	21SF KP08 FVXY
Hose Barb	5/32"		1.26		.66					21SF TF04 FVXB	21SF TF04 FVXG	21SF TF04 FVXR	21SF TF04 FVXY
	1/4"		1.26		.66					21SF TF06 FVXB	21SF TF06 FVXG	21SF TF06 FVXR	21SF TF06 FVXY
Panel Mount Hose Barb	5/32"	.55	1.96		.66	.55	.55	.15	M 10x1	21SF TS04 FVXB	21SF TS04 FVXG	21SF TS04 FVXR	21SF TS04 FVXY
	1/4"	.55	1.96		.66	.55	.66	.15	M 12x1	21SF TS06 FVXB	21SF TS06 FVXG	21SF TS06 FVXR	21SF TS06 FVXY



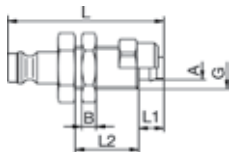
Male Thread Plug



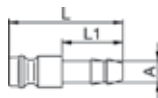
Female Thread Plug



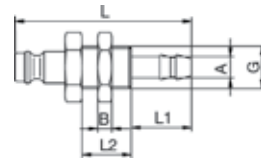
Plastic Hose Connection Plug



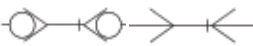
Panel Mount Plastic Hose Connection Plug



Hose Barb Plug



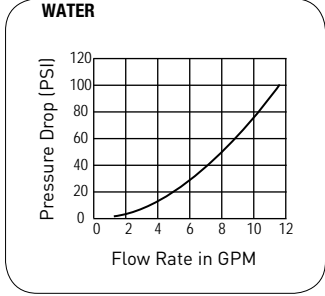
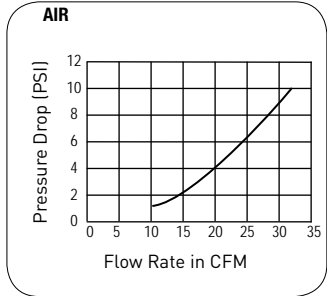
Panel Mount Hoes Barb Plug



THERMOPLASTIC COUPLER - AUTOMATIC

SERIES 48 KB POM, PVDF & CHEM+ - 1/4" Body - Automatic Double Shut-Off - NOMINAL PLUG BORE .28"

The 48 Series coupling system is available in POM, PVDF and a completely thermoplastic version with springs made of PEEK™ called RectuChem+. RectuChem+ products are referred to as CHEM+ in the tables. The coupler is fitted with a double shut-off valve, enabling it to be connected to a single shut-off (non-valved) plug as well as a double shut-off (plug with valve).



Working Temperature depending on medium

- 4°F up to +176°F (POM)
- 4°F up to +250°F (PVDF)

At a temperature below -4°F and above +300°F special seals are available.

Working Pressure

POM
0-145 psi, maximum static working pressure with 4:1 design factor. (70°F)

PVDF (springs of AISI 316 Ti)
0-116 psi, maximum static working pressure with 4:1 design factor. (70°F)

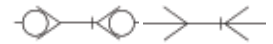
CHEM+ (springs of PEEK® 450G)
14.5-116 psi, maximum static working pressure with 4:1 design factor. (70°F)

Note

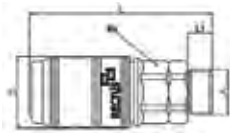
BSP male & female threads are available upon request.

This coupling is also available as a Straight -Thru coupling (valved plug).

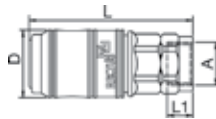
MATERIAL			
COUPLER	POM	PVDF	CHEM
Valve Body	POM, Black	PVDF, white	PVDF, white
Sleeve	POM, Black	PVDF, white	PVDF, white
Valve	POM, Black	PVDF, white	PVDF, white
Springs	AISI 301	AISI 316 Ti	PEEK® 450G
Locking System	POM, Black	PVDF, white	PEEK® 450G
Seals	NBR	FKM	FKM
Back Body	POM, Black	PVDF, white	PVDF, white
PLUG			
Plug Profile	POM, Black	PVDF, white	PVDF, white
Valve	POM, Black	PVDF, white	PVDF, white
Spring	AISI 301	AISI 316 Ti	PEEK® 450G
Adapter	POM, Black	PVDF, white	PVDF, white
Seal	NBR	FKM	FKM



Series 48 KB POM (BLACK) and PVDF & CHEM+ (NATURAL) Couplers											STANDARD		
Coupler Type	Connection (A)	Hex (SW)	Length (L)	Depth (D)	L1	L2	Hex1 (SW1)	B	G	Standard POM P/N	Standard PVDF P/N	Standard CHEM+ P/N	
Male Thread	1/4" NPT	.82	2.89	1.02	.47					48KB AN13 DPX	48KB AN13 FVX	48KB AN13 FVP	
	3/8" NPT	.82	2.75	1.02	.47					48KB AN17 DPX	48KB AN17 FVX	48KB AN17 FVP	
	1/2" NPT	.82	3.09	1.02	.66					48KB AN21 DPX	48KB AN21 FVX	48KB AN21 FVP	
Female Thread	1/4" NPT	.82	2.61	1.02	.47					48KB IT13 DPX	48KB IT13 FVX	48KB IT13 FVP	
	3/8" NPT	.82	2.61	1.02	.47					48KB IT17 DPX	48KB IT17 FVX	48KB IT17 FVP	
	1/2" NPT	.82	3.09	1.02	.60					48KB IT21 DPX	48KB IT21 FVX	48KB IT21 FVP	
For PVDF and PE Hoses	1/4" x 5/16"	.82	3.14	1.02	.82					-	48KB KP08 FVX	48KB KP08 FVP	
	.350" x .470"	.82	3.42	1.02	1.10					-	48KB KP12 FVX	48KB KP12 FVP	
	3/4" x 15/32"	.82	3.42	1.02	1.10					-	48KB KP12 FVXS	48KB KP12 FVPS	
Hose Barb	1/4"	.82	3.18	1.02	.86					48KB TF06 DPX	48KB TF06 FVX	48KB TF06 FVP	
	1/2"	.82	3.30	1.02	.98					48KB TF21 DPX	48KB TF21 FVX	48KB TF21 FVP	



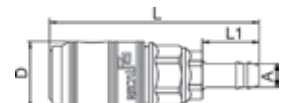
Male Thread Coupler



Female Thread Coupler



For PVDF and PE Hoses Coupler

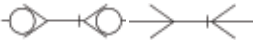


Hose Barb Coupler

Series 48 KB POM Couplers (COLOR CODED)											POM COLOR			
Coupler Type	Connection (A)	Hex (SW)	Length (L)	Depth (D)	L1	L2	Hex1 (SW1)	B	G	Blue P/N	Green P/N	Red P/N	Yellow P/N	
Male Thread	1/4" NPT	.82	2.89	1.02	.47					48KB AN13 DPXB	48KB AN13 DPXG	48KB AN13 DPXR	48KB AN13 DPXY	
	3/8" NPT	.82	2.75	1.02	.47					48KB AN17 DPXB	48KB AN17 DPXG	48KB AN17 DPXR	48KB AN17 DPXY	
	1/2" NPT	.82	3.09	1.02	.66					48KB AN21 DPXB	48KB AN21 DPXG	48KB AN21 DPXR	48KB AN21 DPXY	
Female Thread	1/4" NPT	.82	2.61	1.02	.47					48KB IT13 DPXB	48KB IT13 DPXG	48KB IT13 DPXR	48KB IT13 DPXY	
	3/8" NPT	.82	2.61	1.02	.47					48KB IT17 DPXB	48KB IT17 DPXG	48KB IT17 DPXR	48KB IT17 DPXY	
	1/2" NPT	.82	3.09	1.02	.60					48KB IT21 DPXB	48KB IT21 DPXG	48KB IT21 DPXR	48KB IT21 DPXY	
Hose Barb	1/4"	.82	3.18	1.02	.86					48KB TF06 DPXB	48KB TF06 DPXG	48KB TF06 DPXR	48KB TF06 DPXY	
	1/2"	.82	3.30	1.02	.98					48KB TF21 DPXB	48KB TF21 DPXG	48KB TF21 DPXR	48KB TF21 DPXY	

Series 48 KB PVDF Couplers (COLOR CODED)											PVDF COLOR			
Coupler Type	Connection (A)	Hex (SW)	Length (L)	Depth (D)	L1	L2	Hex1 (SW1)	B	G	Blue P/N	Green P/N	Red P/N	Yellow P/N	
Male Thread	1/4" NPT	.82	2.89	1.02	.47					48KB AN13 FVXB	48KB AN13 FVXG	48KB AN13 FVXR	48KB AN13 FVXY	
	3/8" NPT	.82	2.75	1.02	.47					48KB AN17 FVXB	48KB AN17 FVXG	48KB AN17 FVXR	48KB AN17 FVXY	
	1/2" NPT	.82	3.09	1.02	.66					48KB AN21 FVXB	48KB AN21 FVXG	48KB AN21 FVXR	48KB AN21 FVXY	
Female Thread	1/4" NPT	.82	2.61	1.02	.47					48KB IT13 FVXB	48KB IT13 FVXG	48KB IT13 FVXR	48KB IT13 FVXY	
	3/8" NPT	.82	2.61	1.02	.47					48KB IT17 FVXB	48KB IT17 FVXG	48KB IT17 FVXR	48KB IT17 FVXY	
	1/2" NPT	.82	3.09	1.02	.60					48KB IT21 FVXB	48KB IT21 FVXG	48KB IT21 FVXR	48KB IT21 FVXY	
Hose Barb	1/4"	.82	3.18	1.02	.86					48KB TF06 FVXB	48KB TF06 FVXG	48KB TF06 FVXR	48KB TF06 FVXY	
	1/2"	.82	3.30	1.02	.98					48KB TF21 FVXB	48KB TF21 FVXG	48KB TF21 FVXR	48KB TF21 FVXY	

Series 48 KB CHEM+ Couplers (COLOR CODED)											CHEM+ COLOR			
Coupler Type	Connection (A)	Hex (SW)	Length (L)	Depth (D)	L1	L2	Hex1 (SW1)	B	G	Blue P/N	Green P/N	Red P/N	Yellow P/N	
Male Thread	1/4" NPT	.82	2.89	1.02	.47					48KB AN13 FVPB	48KB AN13 FVPG	48KB AN13 FVPR	48KB AN13 FVPY	
	3/8" NPT	.82	2.75	1.02	.47					48KB AN17 FVPB	48KB AN17 FVPG	48KB AN17 FVPR	48KB AN17 FVPY	
	1/2" NPT	.82	3.09	1.02	.66					48KB AN21 FVPB	48KB AN21 FVPG	48KB AN21 FVPR	48KB AN21 FVPY	
Female Thread	1/4" NPT	.82	2.61	1.02	.47					48KB IT13 FVPB	48KB IT13 FVPG	48KB IT13 FVPR	48KB IT13 FVPY	
	3/8" NPT	.82	2.61	1.02	.47					48KB IT17 FVPB	48KB IT17 FVPG	48KB IT17 FVPR	48KB IT17 FVPY	
	1/2" NPT	.82	3.09	1.02	.60					48KB IT21 FVPB	48KB IT21 FVPG	48KB IT21 FVPR	48KB IT21 FVPY	
Hose Barb	1/4"	.82	3.18	1.02	.86					48KB TF06 FVPB	48KB TF06 FVPG	48KB TF06 FVPR	48KB TF06 FVPY	
	1/2"	.82	3.30	1.02	.98					48KB TF21 FVPB	48KB TF21 FVPG	48KB TF21 FVPR	48KB TF21 FVPY	

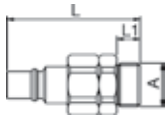


VALVED

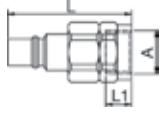
Series 48 SB POM (BLACK) and PVDF & CHEM+ (NATURAL) Valved Plugs

STANDARD

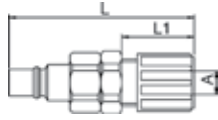
Plug Type	Connection (A)	Hex (SW)	Length (L)	Depth (D)	L1	L2	Hex1 (SW1)	B	G	Standard POM P/N	Standard PVDF P/N	Standard CHEM+ P/N
Male Thread	1/4" NPT	.82	2.28		.47					48SB AN13 DPX	48SB AN13 FXV	48SB AN13 FVP
	3/8" NPT	.82	2.14		.47					48SB AN17 DPX	48SB AN17 FXV	48SB AN17 FVP
	1/2" NPT	.62	2.48		.66					48SB AN21 DPX	48SB AN21 FXV	48SB AN21 FVP
Female Thread	1/4" NPT	.82	2.20		.47					48SB IT13 DPX	48SB IT13 FXV	48SB IT13 FVP
	3/8" NPT	.82	2.20		.47					48SB IT17 DPX	48SB IT17 FXV	48SB IT17 FVP
	1/2" NPT	.82	2.48		.59					48SB IT21 DPX	48SB IT21 FXV	48SB IT21 FVP
For PVDF and PE Hoses	1/4" x 5/16"	.82	2.54		.82					-	48SB KP08 FXV	48SB KP08 FVP
	.350" x .470"	.82	2.81		1.10					-	48SB KP12 FXV	48SB KP12 FVP
	3/4" x 15/32"	.82	2.81		1.10					-	48SB KP12 FXVS	48SB KP12 FVPS
Hose Barb	1/4"	.82	2.57		.86					48SB TF06 DPX	48SB TF06 FXV	48SB TF06 FVP
	.354"	.82	2.57		.86					48SB TF09 DPX	48SB TF09 FXV	48SB TF09 FVP
	1/2"	.82	2.70		.98					48SB TF21 DPX	48SB TF21 FXV	48SB TF13 FVP



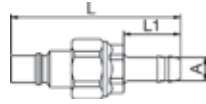
Male Thread Plug



Female Thread Plug



For PVDF & PE Hoses Plug



Hose Barb Plug

Series 48 SB POM Valved Plugs (COLOR CODED)

POM COLOR

Plug Type	Connection (A)	Hex (SW)	Length (L)	Depth (D)	L1	L2	Hex1 (SW1)	B	G	Blue P/N	Green P/N	Red P/N	Yellow P/N
Male Thread	1/4" NPT	.82	2.28		.47					48SB AN13 DPXB	48SB AN13 FVXG	48SB AN13 FVXR	48SB AN13 FVXY
	3/8" NPT	.82	2.14		.47					48SB AN17 DPXB	48SB AN17 FVXG	48SB AN17 FVXR	48SB AN17 FVXY
	1/2" NPT	.62	2.48		.66					48SB AN21 DPXB	48SB AN21 FVXG	48SB AN21 FVXR	48SB AN21 FVXY
Female Thread	1/4" NPT	.82	2.20		.47					48SB IT13 DPXB	48SB IT13 FVXG	48SB IT13 FVXR	48SB IT13 FVXY
	3/8" NPT	.82	2.20		.47					48SB IT17 DPXB	48SB IT17 FVXG	48SB IT17 FVXR	48SB IT17 FVXY
	1/2" NPT	.82	2.48		.59					48SB IT21 DPXB	48SB IT21 FVXG	48SB IT21 FVXR	48SB IT21 FVXY
Hose Barb	1/4"	.82	2.57		.86					48SB TF06 DPXB	48SB TF06 FVXG	48SB TF06 FVXR	48SB TF06 FVXY
	.354"	.82	2.57		.86					48SB TF09 DPXB	48SB TF09 FVXG	48SB TF09 FVXR	48SB TF09 FVXY
	1/2"	.82	2.70		.98					48SB TF21 DPXB	48SB TF21 FVXG	48SB TF21 FVXR	48SB TF13 FVXY

Series 48 SB PVDF Valved Plugs (COLOR CODED)

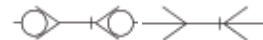
PVDF COLOR

Plug Type	Connection (A)	Hex (SW)	Length (L)	Depth (D)	L1	L2	Hex1 (SW1)	B	G	Blue P/N	Green P/N	Red P/N	Yellow P/N
Male Thread	1/4" NPT	.82	2.28		.47					48SB AN13 FVXB	48SB AN13 FVXG	48SB AN13 FVXR	48SB AN13 FVXY
	3/8" NPT	.82	2.14		.47					48SB AN17 FVXB	48SB AN17 FVXG	48SB AN17 FVXR	48SB AN17 FVXY
	1/2" NPT	.62	2.48		.66					48SB AN21 FVXB	48SB AN21 FVXG	48SB AN21 FVXR	48SB AN21 FVXY
Female Thread	1/4" NPT	.82	2.20		.47					48SB IT13 FVXB	48SB IT13 FVXG	48SB IT13 FVXR	48SB IT13 FVXY
	3/8" NPT	.82	2.20		.47					48SB IT17 FVXB	48SB IT17 FVXG	48SB IT17 FVXR	48SB IT17 FVXY
	1/2" NPT	.82	2.48		.59					48SB IT21 FVXB	48SB IT21 FVXG	48SB IT21 FVXR	48SB IT21 FVXY
Hose Barb	1/4"	.82	2.57		.86					48SB TF06 FVXB	48SB TF06 FVXG	48SB TF06 FVXR	48SB TF06 FVXY
	.354"	.82	2.57		.86					48SB TF09 FVXB	48SB TF09 FVXG	48SB TF09 FVXR	48SB TF09 FVXY
	1/2"	.82	2.70		.98					48SB TF21 FVXB	48SB TF21 FVXG	48SB TF21 FVXR	48SB TF13 FVXY

Series 48 SB CHEM+ Valved Plugs (COLOR CODED)

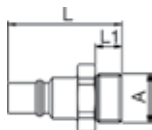
CHEM+ COLOR

Plug Type	Connection (A)	Hex (SW)	Length (L)	Depth (D)	L1	L2	Hex1 (SW1)	B	G	Blue P/N	Green P/N	Red P/N	Yellow P/N
Male Thread	1/4" NPT	.82	2.28		.47					48SB AN13 FVPB	48SB AN13 FVPG	48SB AN13 FVPR	48SB AN13 FVPY
	3/8" NPT	.82	2.14		.47					48SB AN17 FVPB	48SB AN17 FVPG	48SB AN17 FVPR	48SB AN17 FVPY
	1/2" NPT	.62	2.48		.66					48SB AN21 FVPB	48SB AN21 FVPG	48SB AN21 FVPR	48SB AN21 FVPY
Female Thread	1/4" NPT	.82	2.20		.47					48SB IT13 FVPB	48SB IT13 FVPG	48SB IT13 FVPR	48SB IT13 FVPY
	3/8" NPT	.82	2.20		.47					48SB IT17 FVPB	48SB IT17 FVPG	48SB IT17 FVPR	48SB IT17 FVPY
	1/2" NPT	.82	2.48		.59					48SB IT21 FVPB	48SB IT21 FVPG	48SB IT21 FVPR	48SB IT21 FVPY
Hose Barb	1/4"	.82	2.57		.86					48SB TF06 FVPB	48SB TF06 FVPG	48SB TF06 FVPR	48SB TF06 FVPY
	.354"	.82	2.57		.86					48SB TF09 FVPB	48SB TF09 FVPG	48SB TF09 FVPR	48SB TF09 FVPY
	1/2"	.82	2.70		.98					48SB TF21 FVPB	48SB TF21 FVPG	48SB TF21 FVPR	48SB TF13 FVPY

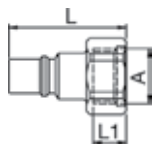


Non-Valved

Series 48 SF POM (BLACK) and CHEM (NATURAL) Non-Valved Plugs											STANDARD	
Coupler Type	Connection (A)	Hex (SW)	Length (L)	Depth (D)	L1	L2	Hex1 (SW1)	B	G	Standard POM P/N	Standard CHEM+ P/N	
Male Thread	1/4" NPT	.67	1.63		.47					48SF AN13 DXX	48SF AN13 FXX	
	3/8" NPT	.82	1.63		.47					48SF AN17 DXX	48SF AN17 FXX	
	1/2" NPT	.94	1.83		.47					48SF AN21 DXX	48SF AN21 FXX	
Female Thread	1/4" NPT	.67	1.51		.47					48SF IT13 DXX	48SF IT13 FXX	
	3/8" NPT	.82	1.51		.47					48SF IT17 DXX	48SF IT17 FXX	
	1/2" NPT	.98	1.67		.59					48SF IT21 DXX	48SF IT21 FXX	
For PVDF & PE Hoses	1/4" x 5/16"	.82	2.54		.82					-	48SF KP08 FVX	
	.350" x .470"	.82	2.81		1.10					-	48SF KP12 FVX	
	3/4" x 15/32"	.82	2.81		1.10					-	48SF KP12 FVXS	
Hose Barb	1/4"	1.85	.71		.86					48SF SF06 DXX	48SF TF06 FXX	
	.354"	1.85	.71		.86					48SF SF09 DXX	48SF TF09 FXX	
	1/2"	1.97	.71		.98					48SF SF21 DXX	48SF TF21 FXX	



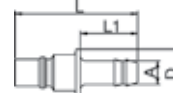
Male Thread Plug



Female Thread Plug



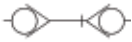
For PVDF & PE Hoses Plug



Hose Barb Plug

Series 48 SF POM Non-Valved Plugs (COLOR CODED)											POM COLOR			
Plug Type	Connection (A)	Hex (SW)	Length (L)	Depth (D)	L1	L2	Hex1 (SW1)	B	G	Blue P/N	Green P/N	Red P/N	Yellow P/N	
Male Thread	1/4" NPT	.82	2.28		.47					48SF AN13 DPXB	48SF AN13 DPXG	48SF AN13 DPXR	48SF AN13 DPXY	
	3/8" NPT	.82	2.14		.47					48SF AN17 DPXB	48SF AN17 DPXG	48SF AN17 DPXR	48SF AN17 DPXY	
	1/2" NPT	.82	2.48		.67					48SF AN21 DPXB	48SF AN21 DPXG	48SF AN21 DPXR	48SF AN21 DPXY	
Female Thread	1/4" NPT	.82	2.00		.47					48SF IT13 DPXB	48SF IT13 DPXG	48SF IT13 DPXR	48SF IT13 DPXY	
	3/8" NPT	.82	2.00		.47					48SF IT17 DPXB	48SF IT17 DPXG	48SF IT17 DPXR	48SF IT17 DPXY	
	1/2" NPT	.82	2.48		.59					48SF IT21 DPXB	48SF IT21 DPXG	48SF IT21 DPXR	48SF IT21 DPXY	
Hose Barb	1/4"	.82	2.57		.86					48SF TF06 DPXB	48SF TF06 DPXG	48SF TF06 DPXR	48SF TF06 DPXY	
	.354"	.82	2.57		.86					48SF TF09 DPXB	48SF TF09 DPXG	48SF TF09 DPXR	48SF TF09 DPXY	
	1/2"	.82	2.70		.98					48SF TF21 DPXB	48SF TF21 DPXG	48SF TF21 DPXR	48SF TF21 DPXY	

Series 48 SF PVDF Non-Valved Plugs (COLOR CODED)											PVDF COLOR			
Plug Type	Connection (A)	Hex (SW)	Length (L)	Depth (D)	L1	L2	Hex1 (SW1)	B	G	Blue P/N	Green P/N	Red P/N	Yellow P/N	
Male Thread	1/4" NPT	.82	2.28		.47					48SF AN13 FVXB	48SF AN13 FVXG	48SF AN13 FVXR	48SF AN13 FVXY	
	3/8" NPT	.82	2.14		.47					48SF AN17 FVXB	48SF AN17 FVXG	48SF AN17 FVXR	48SF AN17 FVXY	
	1/2" NPT	.82	2.48		.67					48SF AN21 FVXB	48SF AN21 FVXG	48SF AN21 FVXR	48SF AN21 FVXY	
Female Thread	1/4" NPT	.82	2.00		.47					48SF IT13 FVXB	48SF IT13 FVXG	48SF IT13 FVXR	48SF IT13 FVXY	
	3/8" NPT	.82	2.00		.47					48SF IT17 FVXB	48SF IT17 FVXG	48SF IT17 FVXR	48SF IT17 FVXY	
	1/2" NPT	.82	2.48		.59					48SF IT21 FVXB	48SF IT21 FVXG	48SF IT21 FVXR	48SF IT21 FVXY	
Hose Barb	1/4"	.82	2.57		.86					48SF TF06 FVXB	48SF TF06 FVXG	48SF TF06 FVXR	48SF TF06 FVXY	
	.354"	.82	2.57		.86					48SF TF09 FVXB	48SF TF09 FVXG	48SF TF09 FVXR	48SF TF09 FVXY	
	1/2"	.82	2.70		.98					48SF TF13 FVXB	48SF TF13 FVXG	48SF TF13 FVXR	48SF TF13 FVXY	



THERMOPLASTIC ISO-B COUPLER (7241-1-B INTERCHANGE)

SERIES 70 KB - 1/8" - 1" Body - Manual Double Shut-Off - NOMINAL PLUG BORE .20" - .78"

The 70 KB Series is a double shut-off hydraulic coupling used for liquid media. The plug profile is manufactured in accordance with ISO-7241-1, Series B. All 70 KB versions are manufactured from non-rusting materials.

COUPLER	MATERIAL			
	STANDARD	AISI 303	AISI 316 L	(POM) PLASTIC
Back Body	Brass	AISI 303	AISI 316 L	POM White
Sleeve	Brass	AISI 303	AISI 316 L	POM White
Valve	Brass	AISI 303	AISI 316 L	Brass
Spring & Locking Ring	AISI 301	AISI 301	AISI 316Ti	AISI 301
Locking Balls	AISI 420	AISI 316	AISI 420	AISI 420
Seals	NBR	FKM	FKM	NBR
Spring Plate	AISI 301	AISI 301	AISI 316 L	AISI 301
PLUG				
Plug Profile	Brass	AISI 303	AISI 316 L	POM White
Valve	Brass	AISI 303	AISI 316 L	AISI 303
Spring	AISI 301	AISI 301	AISI 316Ti	AISI 301
Seal	NBR	FKM	FKM	NBR
Spring Plate	AISI 301	AISI 301	AISI 316 L	AISI 301

Working Temperature depending on medium

- 4°F up to +210°F (NBR)
- 40°F up to +250/300°F (EPDM)
- +5°F up to +400°F (FKM)
- 32°F up to +600°F (FFKM)

At a temperature below -4°F and above +300°F special seals are available.

Working Pressure

See notes and charts on each size.

Note

BSP Female threads are available upon request.



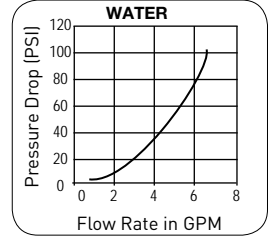
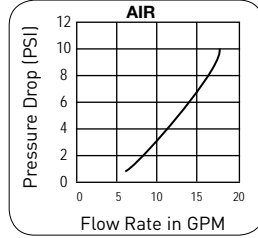
SERIES 71 KB - 1/8" Body - Manual Double Shut-Off - NOMINAL PLUG BORE .20"



71KB Stainless



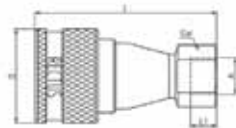
71KB POM



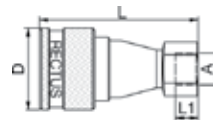
Working Pressure	Standard	Stainless	POM (Plastic)
Maximum static working pressure 120°F with 4 to 1 design factor.	3625 psi	3625 psi	220 psi

Series 71 KB Couplers

Coupler Type	Connection (A)	Hex (SW)	Length (L)	Depth (D)	L1	Standard Design P/N	AISI 303 P/N	AISI 316 L P/N	POM Plastic
Female Thread	1/8" NPT	.55	.190	.98	.27	71KB IT10 MPX	71KB IT10 RVX	71KB IT10 EVX	71KB IT10 DPX



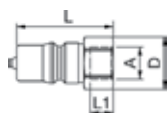
71KB Brass Coupler



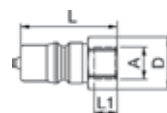
71KB POM Coupler

Series 71 SB Valved Plugs

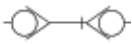
Plug Type	Connection (A)	Hex (SW)	Length (L)	Depth (D)	L1	Standard Design P/N	AISI 303 P/N	AISI 316 L P/N	POM Plastic
Female Thread	1/8" NPT	.55	1.16		.27	71SB IT10 MPX	71SB IT10 RVX	71SB IT10 EVX	71SB IT10 DPX



71SB POM Plug



71SB Brass Plug



THERMOPLASTIC ISO-B COUPLER (7241-1-B INTERCHANGE)

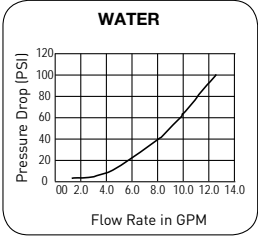
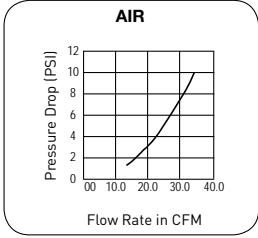
SERIES 72 KB - 1/4" Body - Manual Double Shut-Off - NOMINAL PLUG BORE .24"



72KB Stainless



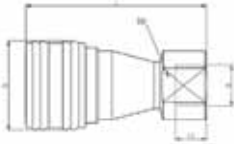
72KB POM



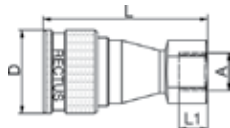
Working Pressure	Standard	Stainless	POM (Plastic)
Maximum static working pressure 120°F with 4 to 1 design factor.	2900 psi	3625 psi	220 psi

Series 72 KB Couplers

Coupler Type	Connection (A)	Hex (SW)	Length (L)	Depth (D)	L1	Standard Design P/N	AISI 303 P/N	AISI 316 L P/N	POM Plastic
Female Thread	1/4" NPT	.74	2.26	1.14	.39	72KB IT13 MPX	72KB IT13 RVX	72KB IT13 EVX	72KB IT13 DPX



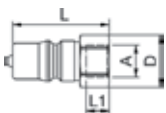
72KB POM Coupler



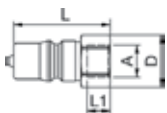
72KB Brass Coupler

Series 72 SB Valved Plugs

Plug Type	Connection (A)	Hex (SW)	Length (L)	Depth (D)	L1	Standard Design P/N	AISI 303 P/N	AISI 316 L P/N	POM Plastic
Female Thread	1/4" NPT	.74	1.37		.39	72SB IT13 MPX	72SB IT13 RVX	72SB IT13 EVX	72SB IT13 DPX



72SB POM Plug



72SB Brass Plug



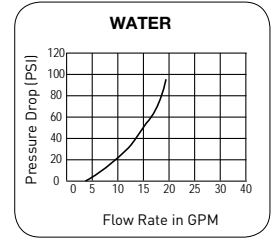
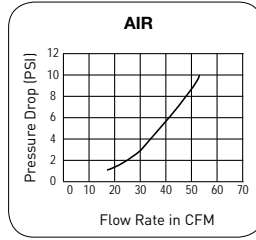
SERIES 73 KB - 3/8" Body - Manual Double Shut-Off - NOMINAL PLUG BORE .30"



73KB Stainless

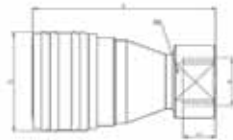


73KB POM

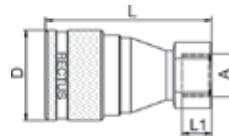


Working Pressure	Standard	Stainless	POM (Plastic)
Maximum static working pressure 120°F with 4 to 1 design factor.	2900 psi	3625 psi	220 psi

Series 73 KB Couplers									
Coupler Type	Connection (A)	Hex (SW)	Length (L)	Depth (D)	L1	Standard Design P/N	AISI 303 P/N	AISI 316 L P/N	POM Plastic
Female Thread	3/8" NPT	.86	2.51	1.37	.45	73KBIT17 MPX	73KBIT17 RVX	73KBIT17 EVX	73KB IT17 DPX

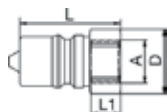


73KB POM Coupler

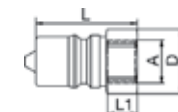


73KB Brass Coupler

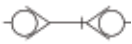
Series 73 SB Valved Plugs									
Plug Type	Connection (A)	Hex (SW)	Length (L)	Depth (D)	L1	Standard Design P/N	AISI 303 P/N	AISI 316 L P/N	POM Plastic
Female Thread	3/8" NPT	.86	1.53		.45	73SB IT17 MPX	73SB IT17 RVX	73SB IT17 EVX	73SB IT17 DPX



73SB POM Plug



73SB Brass Plug



THERMOPLASTIC ISO-B COUPLER (7241-1-B INTERCHANGE)

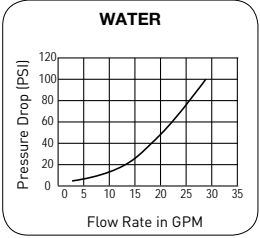
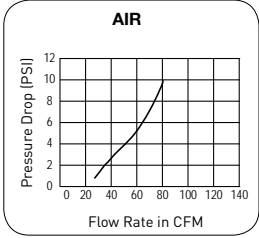
SERIES 74 KB - 1/2" Body - Manual Double Shut-Off - NOMINAL PLUG BORE .43"



74KB Stainless



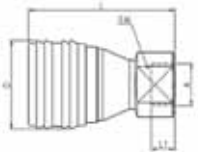
74KB POM



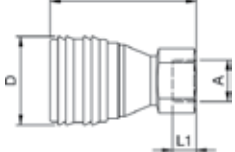
Working Pressure	Standard	Stainless	POM (Plastic)
Maximum static working pressure 120°F with 4 to 1 design factor.	2175 psi	3625 psi	220 psi

Series 74 KB Couplers

Coupler Type	Connection (A)	Hex (SW)	Length (L)	Depth (D)	L1	Standard Design P/N	AISI 303 P/N	AISI 316 L P/N	POM Plastic
Female Thread	1/2" NPT	1.06	2.99	1.75	.63	74KB IT21 MPX	74KB IT21 RVX	74KB IT21 EVX	74KB IT21 DPX



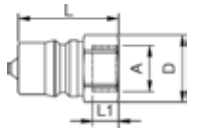
74KB POM Coupler



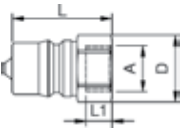
74KB Brass Coupler

Series 74 SB Valved Plugs

Plug Type	Connection (A)	Hex (SW)	Length (L)	Depth (D)	L1	Standard Design P/N	AISI 303 P/N	AISI 316 L P/N	POM Plastic
Female Thread	1/2" NPT	1.06	1.89		.63	74SB IT21 MPX	74SB IT21 RVX	74SB IT21 EVX	74SB IT21 DPX



74SB POM Plug



74SB Brass Plug



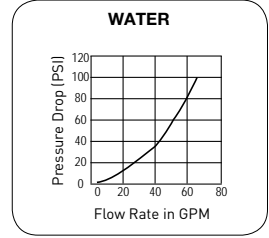
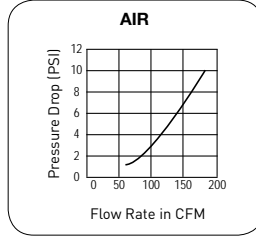
SERIES 75 KB - 3/4" Body - Manual Double Shut-Off - NOMINAL PLUG BORE .51"



75KB Stainless

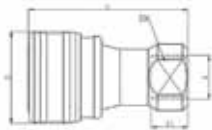


75KB POM

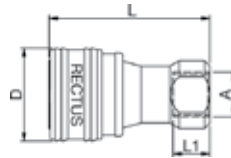


Working Pressure	Standard	Stainless	POM (Plastic)
Maximum static working pressure 120°F with 4 to 1 design factor.	1450 psi	2200 psi	145 psi

Series 75 KB Couplers									
Coupler Type	Connection (A)	Hex (SW)	Length (L)	Depth (D)	L1	Standard Design P/N	AISI 303 P/N	AISI 316 L P/N	POM Plastic
Female Thread	3/4" NPT	1.33	3.77	2.16	.94	75KBIT26 MPX	75KBIT26 RVX	75KBIT26 EVX	75KB IT26 DPX

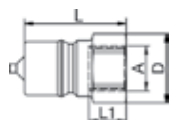


75KB POM Coupler

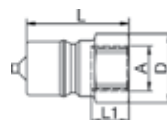


75KB Brass Coupler

Series 75 SB Valved Plugs									
Plug Type	Connection (A)	Hex (SW)	Length (L)	Depth (D)	L1	Standard Design P/N	AISI 303 P/N	AISI 316 L P/N	POM Plastic
Female Thread	3/4" NPT	1.41	2.36		.94	75SB IT26 MPX	75SB IT26 RVX	75SB IT26 EVX	75SB IT26 DPX



75SB POM Plug



75SB Brass Plug



THERMOPLASTIC ISO-B COUPLER (7241-1-B INTERCHANGE)

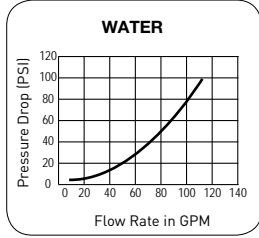
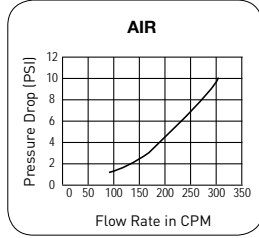
SERIES 76 KB - 1" Body - Manual Double Shut-Off - NOMINAL PLUG BORE .78"



76KB Stainless



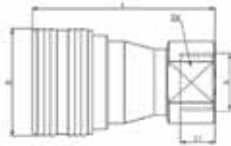
76KB POM



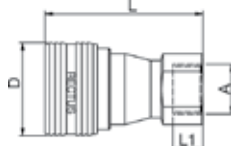
Working Pressure	Standard	Stainless	POM (Plastic)
Maximum static working pressure 120°F with 4 to 1 design factor.	1450 psi	1450 psi	145 psi

Series 76 KB Couplers

Coupler Type	Connection (A)	Hex (SW)	Length (L)	Depth (D)	L1	Standard Design P/N	AISI 303 P/N	AISI 316 L P/N	POM Plastic
Female Thread	1" NPT	1.61	4.15	2.44	.74	76KB IT33 MPX	76KB IT33 RVX	76KB IT33 EVX	76KB IT33 DPX



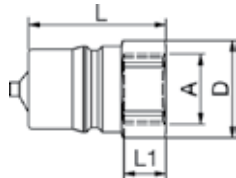
76KB POM Coupler



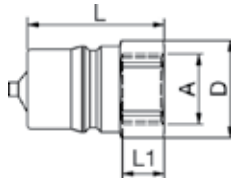
76KB Brass Coupler

Series 76 SB Valved Plugs

Plug Type	Connection (A)	Hex (SW)	Length (L)	Depth (D)	L1	Standard Design P/N	AISI 303 P/N	AISI 316 L P/N	POM Plastic
Female Thread	1" NPT	1.61	2.55		.78	76SB IT33 MPX	76SB IT33 RVX	76SB IT33 EVX	76SB IT33 DPX



76SB POM Plug



76SB Brass Plug